




Precautions to ensure safe usage

The precautions given below are intended to ensure safe and correct use of the products.
Note that certain restrictions apply to use of these products. Failure to observe these could result in injury or property damage.

| | |
|--|--|
|  Warning | A potentially hazardous situation which could result in death or serious injury. |
|  Caution | A dangerous situation which could result in minor or medium injury and/or in which only property damage is foreseen. |

-  **Warning** TOYOX products have been developed and manufactured for general industrial applications.
For applications that require safety, confirm in advance.
Never use for implant or injection application or other applications where there is a possibility of the product partially remaining in the body.
ToyoX makes no guarantee of the adaptability or safeness related to such applications.
Please read the Handling Precautions carefully before use.

Note: See the terminology glosses on our website for words marked with a ※.

SP Hose

1. Usable fluids are water, air and agricultural chemicals. Avoid using any other.
2. **Do not use for food or beverages.**
3. Use the hose within the range of 0 ~ 60° C.
4. Use the products within their working pressure. Working pressure is 0 ~ 4.0 MPa.
5. Use hoses at bend angles larger than their minimum bending radius. The minimum bending radius is 50 mm. Angles at the minimum bending radius or smaller may result in hose overbending or lower pressure resistance.
6. Keep the hose away from open flame.
7. Use hose nipples suitable for the size of the hose. Do not use hose nipples with damaged or rusted surfaces.
8. We recommend using TOYOX dedicated hose clamps (SAFETY CLAMP). Retighten the hose clamp as necessary. Deformation of the hose clamp fastening can cause liquid leakage and hose detachment. Tightly fastening hose with wire may damage the inner or exterior surface of the hose and cause it to rupture.
9. Do not use one-push fittings. Hose may rupture.
10. The life of hoses will be greatly affected by the physical properties, temperature, and flow rates of the fluid as well as by the frequency of pressurization and depressurization. If any of the following problems or similar signs are found in the pre-work or regular inspections, immediately cease use and repair or replace the hose.
 - Abnormality near the metal fitting localized stretching, bending, leakage, bulging, or shallow insertion into the nipple.
 - External damage large scratches in the outer surface, cracking, or water infiltrating the reinforcement layer
 - Internal abnormalities: Bulging or separation of the inner surface, or wear that leads to exposure of the hose reinforcement material.
Note: In the case of abnormalities on the interior surface, hose scrapings and fragments of hose reinforcing materials may mix into the fluid inside the hose.
 - Other abnormal changes (stiffening, swelling, cracking, bulging, etc.)
11. Do not store outdoors or in a place subject to direct sunlight. This may cause the quality of the hose surface to deteriorate, becoming sticky and/or susceptible to cracking.
12. Do not incinerate the hose. The incineration may generate toxic gases or damage incinerators; therefore, the hose should be treated as industrial waste for disposal purposes.
13. The hose should be disposed of in accordance with the requirements of the local region.