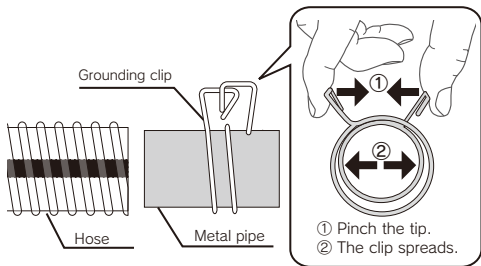


Toyofoods earth hose grounding clip instruction manual

1. Hold the end of the clip as shown and open the clip, and put it through a metal pipe.

Note ... Make sure that the triangular fold of the clip is in the direction of the hose as shown in the figure, and let it put through the metal pipe. If installed in the opposite direction, grounding can not be obtained.



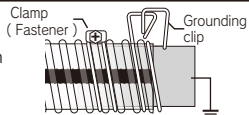
2. Insert the hose into the metal pipe.



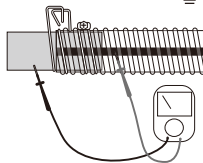
Caution

This product is not a hose fastener.
Use with a hose fastener as needed.

This product is not a hose band. If necessary, use with a hose band. Please ground the metal pipe.



After installing the clip, be sure to check the conductivity.



3. While holding the end of the clip, attach the clip to the hose and rotate once to 1.5 turns to complete installation.

注意... Make sure that the clip is in close contact with the metal pipe and the antistatic lines.

